



ಬೃಹತ್ ಬೆಂಗಳೂರು ಮಹಾನಗರ ಪಾಲಿಕೆ  
Bruhat Bengaluru Mahanagara Palike



# BBMP COVID-19 WAR ROOM 25.11.2022



# OVERVIEW OF COVID-19 IN BENGALURU

**CASE TRENDS** ACTIVE CASES **1,464**

<u>Confirmed Cases</u>	<u>Recovered Cases</u>	<u>Death Cases</u>
<b>43</b> 18,76,004 <sup>#</sup>	<b>10</b> 18,57,550 <sup>#</sup>	<b>0</b> 16,990 <sup>#</sup>

**HOSPITALIZATION** **2**

<u>ICU – V</u>	<u>ICU</u>	<u>HDU</u>	<u>General</u>
-	-	-	<b>2</b>

INCLUDES GOVT. QUOTA AND PRIVATE WALK-IN HOSPITALIZATION

**VACCINATION** **77** 2,04,90,351<sup>#</sup>

<u>First Dose</u>	<u>Second Dose</u>	<u>Precaution Dose</u>
<b>9</b> 96,79,187 <sup>#</sup>	<b>14</b> 94,83,280 <sup>#</sup>	<b>54</b> 13,27,884 <sup>#</sup>

**TRIAGING**

MTU

**3**

Tele Triage

**35**

**ACTIVE CZs**

**0**

MCZs (< 5 cases)

**0**

Clusters (> 5 cases)

**0**

**TESTING** **774** 3,19,77,965<sup>#</sup>

<u>RAT</u>	<u>RTPCR</u>
<b>236</b>	<b>538</b>

Positivity : 3.42%  
\*FOR LAST 7 DAYS

# : indicates cumulative numbers till date



# ABSTRACT OF COVID-19 SCENARIO IN BENGALURU

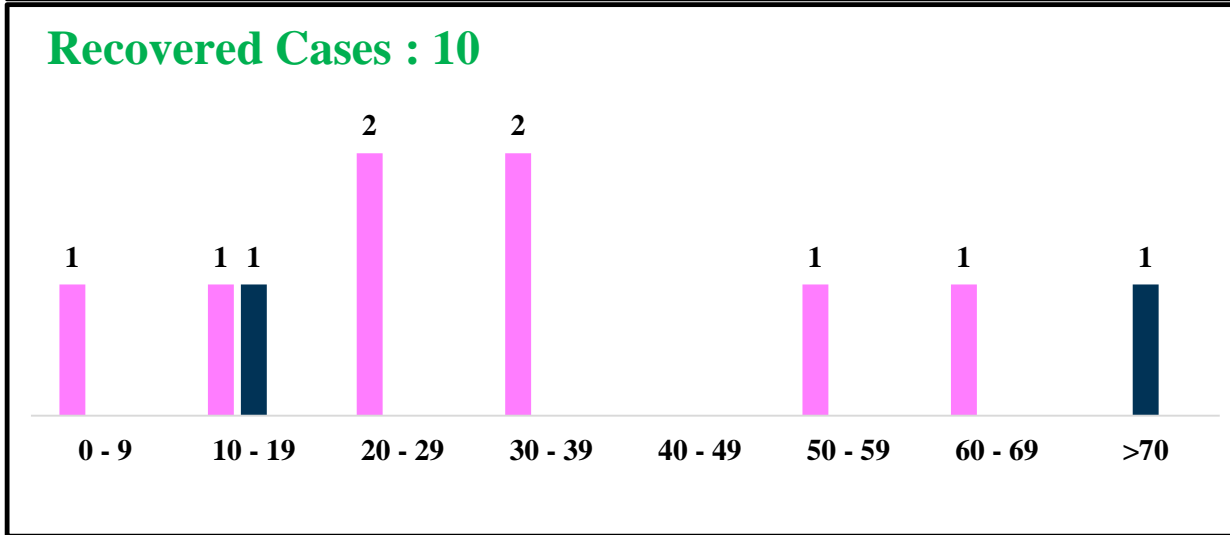
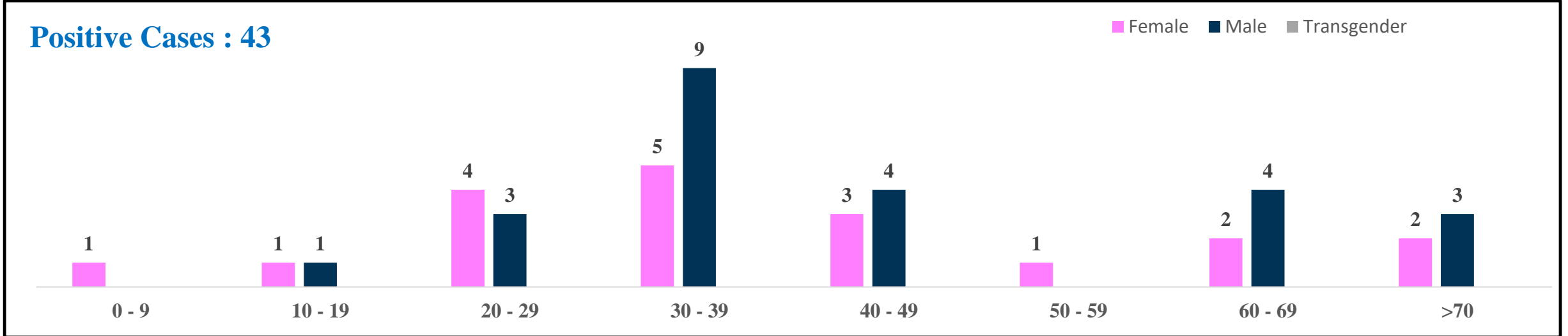


	MALE			FEMALE			TRANSGENDER			TOTAL		
	Last 24 Hours	Last 7 Days	Cumulative	Last 24 Hours	Last 7 Days	Cumulative	Last 24 Hours	Last 7 Days	Cumulative	Last 24 Hours	Last 7 Days	Cumulative
<b>Positive Cases</b>	24	81	11,05,508	19	81	7,69,604	0	0	196	43	162	18,76,004
<b>Recovered Cases</b>	2	47	10,93,671	8	55	7,63,785	0	0	187	10	102	18,57,550
<b>Death Cases</b>	0	0	10,760	0	0	6,226	0	0	4	0	0	16,990
<b>Total Tests Done</b>	<b>In Last 24 hrs. : 774</b>			<b>In last 7 days : 6,658</b>			<b>Cumulative : 3,19,77,965</b>					
<b>Vaccine Doses Administered</b>	<b>In Last 24 hrs. : 77</b>			<b>In last 7 days : 2,254</b>			<b>Cumulative : 2,04,90,351</b>					
<b>ACTIVE CASES</b>									<b>1,464</b>			

\*Covid deaths occurred today : 00 | Covid deaths occurred beyond last 24hrs., reported today : 00

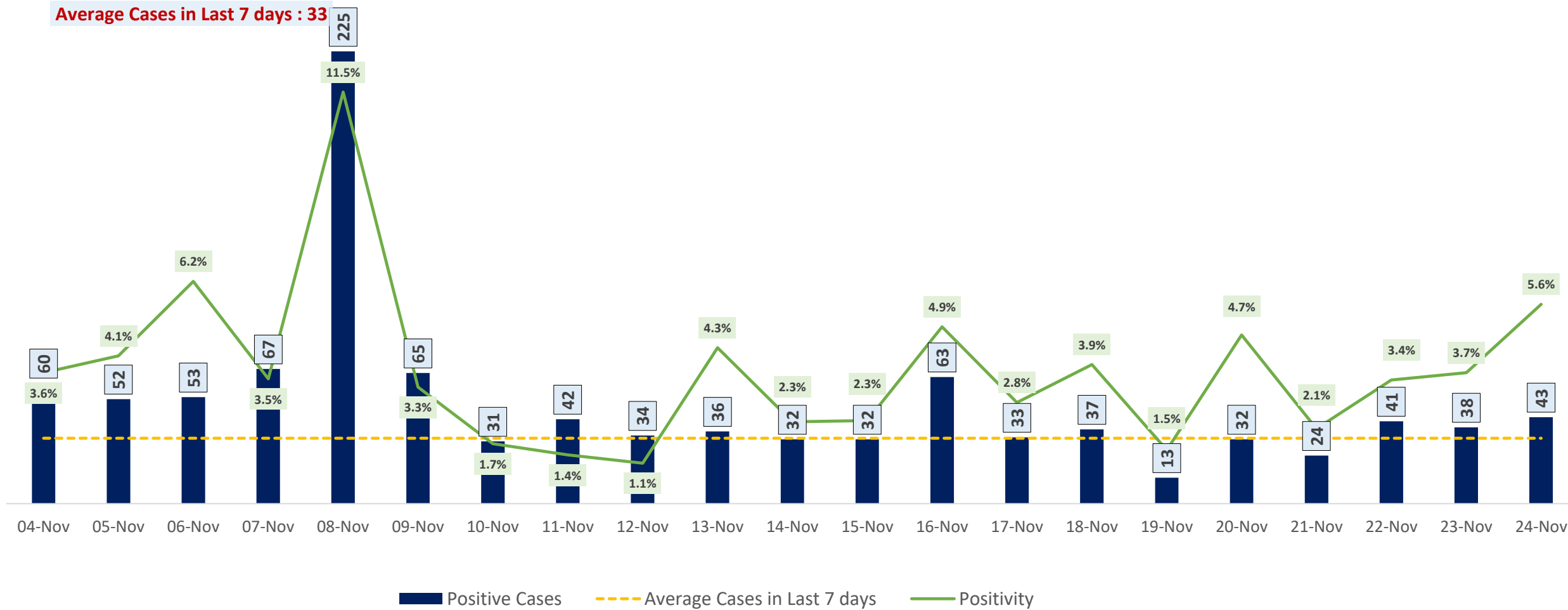


# LAST 24 HOURS AGE GROUP AND GENDER WISE DISTRIBUTION





# POSITIVITY RATE OF BENGALURU – LAST 21 DAYS

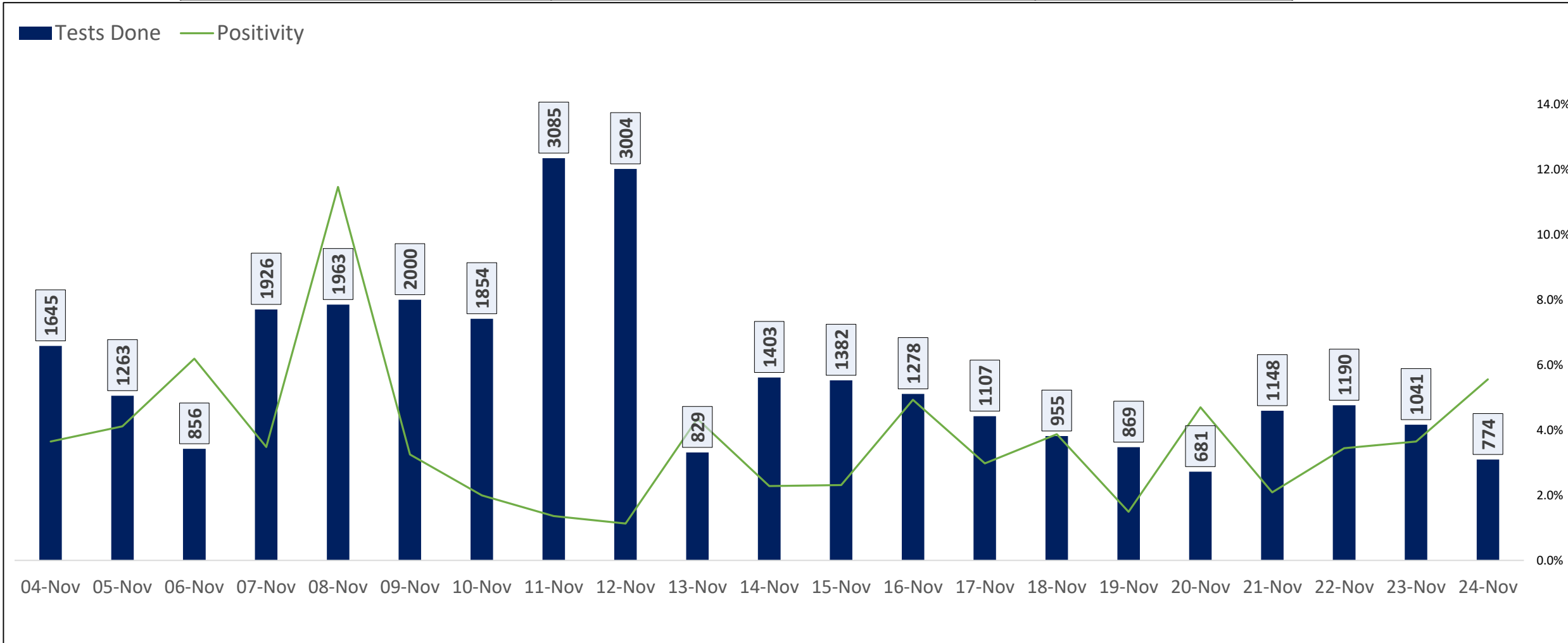




# TESTING TRENDS IN BENGALURU

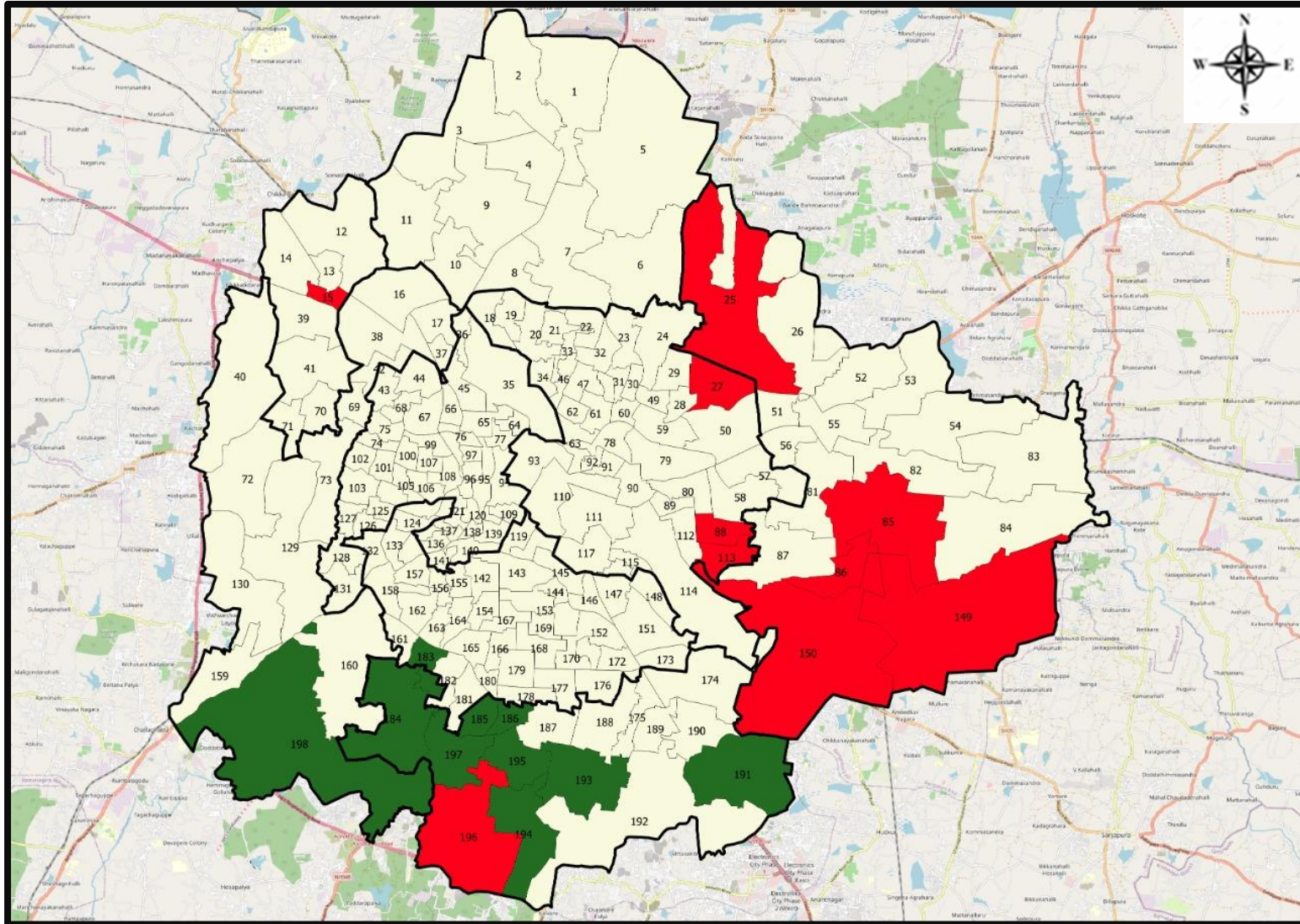


Total Test Conducted Till Date	Test Conducted Last 24 hours	Last 7 Days Average
3,19,77,965	774	951





# BENGALURU URBAN MAP SHOWING TREND OF POSITIVE CASES IN LAST 7 DAYS



### Top 10 wards reporting highest number of positive cases in last 10 days

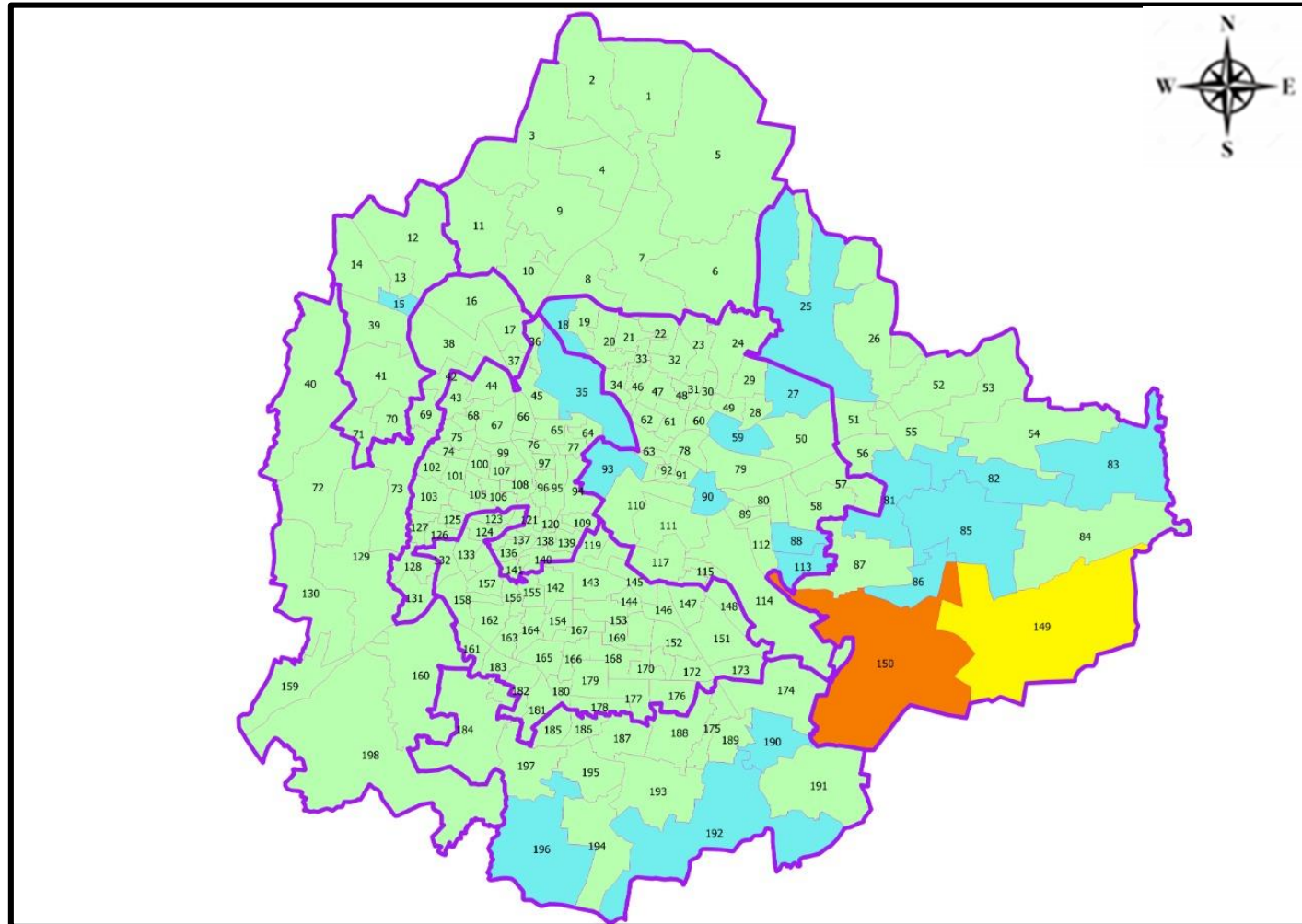
Ward No.	Ward Name	Daily Cases Average
150	Bellanduru	2
149	Varthuru	1
88	Jeevanbhima Nagar	1
15	T Dasarahalli	1
25	Horamavu	1
27	Banasavadi	1
85	Dodda Nekkundi	1
86	Marattahalli	1
113	Konena Agrahara	1
196	Anjanapura	1







### Top 10 wards reporting least number of positive cases in last 7 days

Ward No.	Ward Name	Daily Cases Average
198	Hemmigepura	0
197	Vasanthpura	0
195	Konanakunte	0
194	Gottigere	0
193	Arakere	0
191	Singasandra	0
186	Jaraganahalli	0
185	Yelchenahalli	0
184	Uttarahalli	0
183	Chikkalsandra	0



# BENGALURU MAP SHOWING INTENSITY OF POSITIVE CASES IN LAST 7 DAYS



-  **Level 1 : 0 to 2 Cases**
-  **Level 2 : 2 to 5 Cases**
-  **Level 3 : 5 to 10 Cases**
-  **Level 4 : 10 to 25 Cases**
-  **Level 5 : More than 25 Cases**
-  **Zone Boundaries**

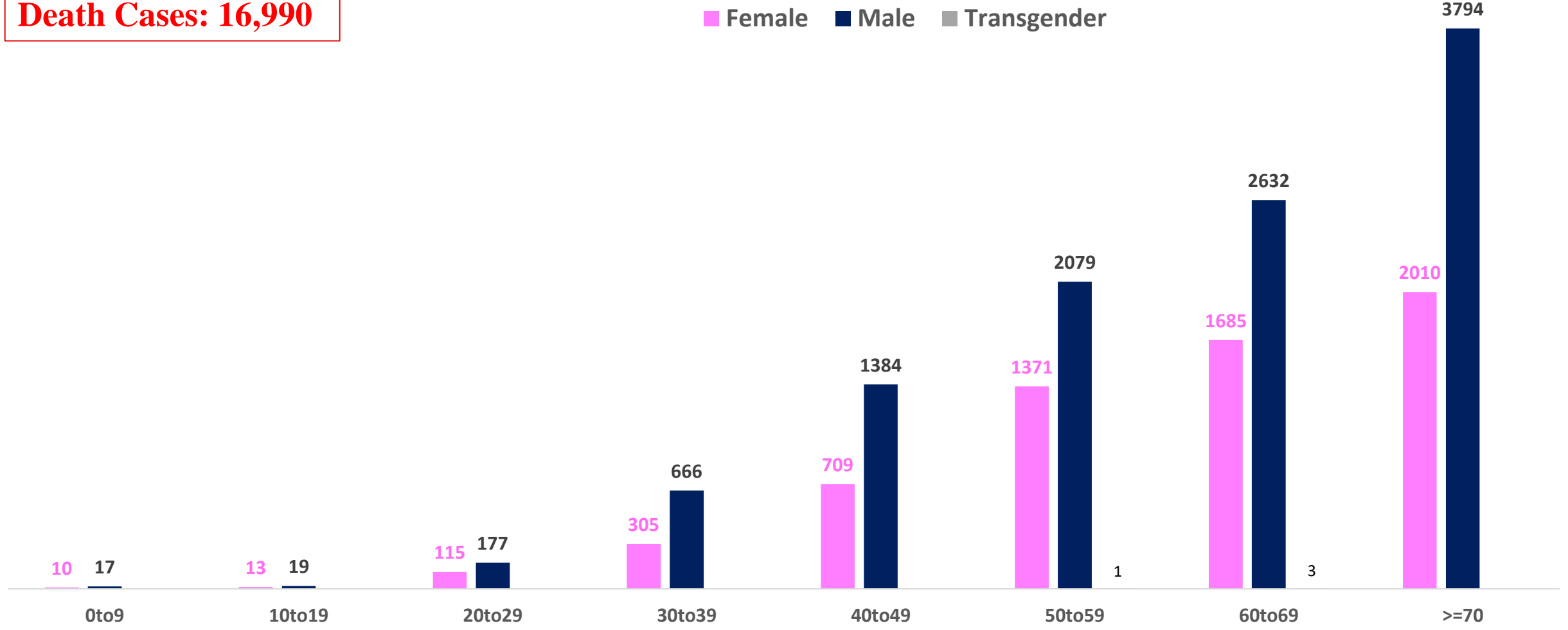




# AGE AND GENDER WISE DISTRIBUTION OF DEATH CASES



**Death Cases: 16,990**





# COVID-19 SCENARIO IN BENGALURU AND OTHER METROPOLITAN CITIES



CITY NAME	Positive Cases	Active Cases	Recovered	Deceased	Vaccine Doses Administered
New Delhi	20,06,907	34	19,80,356	26,517	3,73,17,328
Bengaluru*	18,76,004	1,464	18,57,550	16,990	2,37,78,980
Mumbai	11,53,918	82	11,34,093	19,743	2,21,34,555
Chennai	7,93,082	44	7,83,967	9,071	1,13,96,462

Source : <https://dashboard.cowin.gov.in/> at 5:00pm (25.11.2022)  
Source : <https://www.covid19bharat.org/> at 5:00pm (25.11.2022)

\*includes BBMP & Bengaluru Urban



# SNAPSHOT OF COVID-19 CASES IN BENGALURU URBAN



**Total Wards With  
< = 5 Cases\* :  
195**

**Tests Conducted  
on 24.11.2022:  
774**

**Recovery  
Rate\*:  
99.02%**

**Total  
Active Cases :  
1,464**

**Total Vaccinated  
on 24.11.2022:  
77**





**Positivity  
Rate\* :  
3.42%**

**Active  
Rate\*:  
0.08%**

**Case  
Fatality Rate\* :  
0.00%**

\*Total positive cases In the past 7 days

\*CFR and positivity is for Past 7 days

<b>Download BBMP Bulletin</b>	<a href="https://apps.bbmpgov.in/covid19/mediabulletin.php">https://apps.bbmpgov.in/covid19/mediabulletin.php</a>
<b>To register for vaccination :</b>	<a href="https://selfregistration.cowin.gov.in/">https://selfregistration.cowin.gov.in/</a>
<b>BBMP COVID19 Dashboard:</b>	<a href="https://apps.bbmpgov.in/covid19/">https://apps.bbmpgov.in/covid19/</a>
<b>Follow us on:</b>	 <a href="http://www.facebook.com/bbmp.comm1/">www.facebook.com/bbmp.comm1/</a>
	 <a href="https://twitter.com/BBMPCOMM">twitter.com/BBMPCOMM</a>
	  <a href="https://www.instagram.com/BBMPSplHealth">BBMPSplHealth</a>

Issued by:

Honorable Chief Commissioner, BBMP  
Special Commissioner Health & IT, BBMP  
MD, Bengaluru Smart City Limited

**THANK YOU !**

